Covers Part / Concerne les pièces
#5460, 5460A, 5460R, 5460X, 5462, 5466R

# GTR Shock Rebuild Instructions

# Instructions de reconditionnement des amortisseurs GTR




**A. Loosen Upper Cap**
**Dévissez le bouchon supérieur**

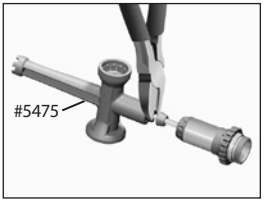


**B. Remove Rod End**
**Enlevez l'embout**




**C. Loosen Lower Cap**
**Dévissez le bouchon inférieur**

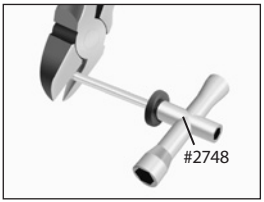


**Piston Removal/Install**
**Désinstallation / Installation de piston**

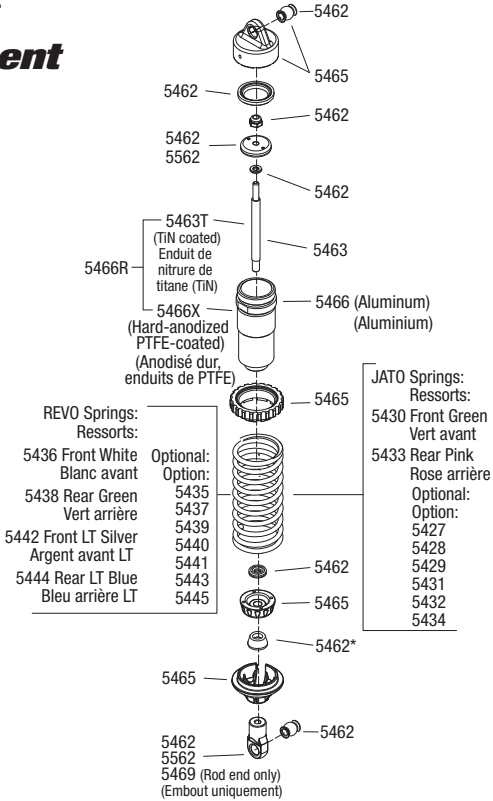


KC1705-R00 121218

TRAXXAS.COM

**Traxxas, 1100 Klein Road, Plano, TX 75074,** Phone: 972-265-8000, Fax: 972-265-8011, 1-888-TRAXXAS, e-mail: support@Traxxas.com

**Cubre piezas n. / Umfasst Teile**
**5460, 5460A, 5460R, 5460X, 5462, 5466R**

# Umbauanleitung für die GTR Stoßdämpfer
# Instrucciones para la reparación del amortiguador GTR




**A. Afloje la tapa superior**
**Lösen Sie die obere Abdeckung**

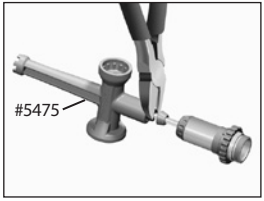


**B. Extraiga el cabezal de rótula**
**Nehmen Sie das Stabende ab**




**C. Afloje la tapa inferior**
**Lösen Sie die untere Abdeckung**

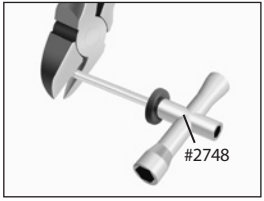


**Extracción / Instalación del pistón**
**Aus-/Einbau des Kolbens**

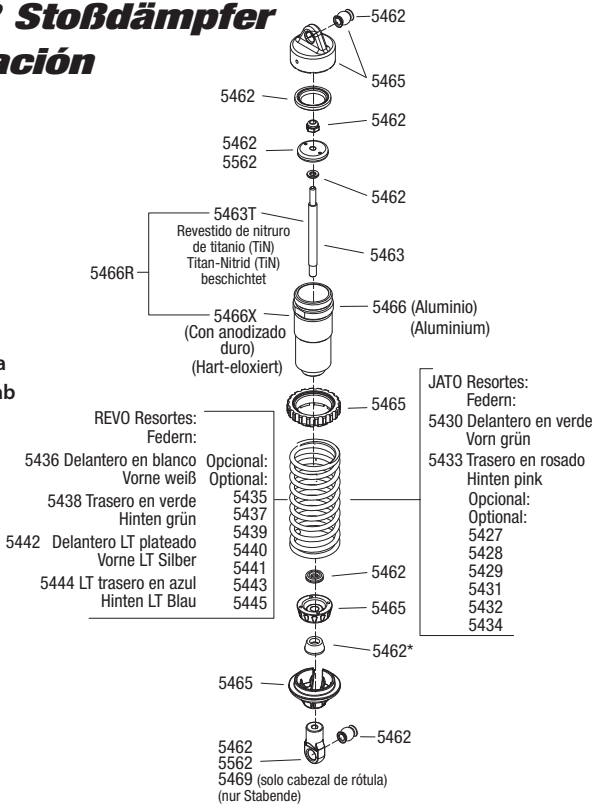



TRAXXAS.COM

**Traxxas, 1100 Klein Road, Plano, TX 75074,** Phone: 972-265-8000, Fax: 972-265-8011, 1-888-TRAXXAS, e-mail: support@Traxxas.com